

## | OUR SOLUTION | YOUR PACKAGE |

TEMPLO® SPRINT START ANALYSIS is a mobile solution for analysing, comparing and improving sprint starts: Benefit from our user-friendly software, capturing and analysing all relevant force and time data to draw detailed conclusions about your athletes sprint performance.


### YOUR PACKAGE |

#### + SPRINT START SET UP |

SOFTWARE<sup>[1]</sup>  
START BLOCK WITH 3D FORCE SENSORS<sup>[2]</sup>  
A/D CONVERTER CARD  
5M CONNECTION CABLE  
AUDIO SIGNAL BOX<sup>[3]</sup>  
ROBUST TRANSPORT CASE<sup>[4]</sup>

#### + ADD ONS |

NOTEBOOK OR PC<sup>[5]</sup>  
MULTIPLE HIGH-SPEED CAMERAS<sup>[6]</sup>  
LIGHT BARRIERS FOR TIMING<sup>[7]</sup>  
OPTOGAIT FOR STEP FREQUENCY MEASUREMENT<sup>[7]</sup>



#### TECHNICAL DATA SPRINT START BLOCK

FORCE SENSORS	3D
TECHNOLOGY	STRAIN GAUGES
DIMENSIONS CONTACT SURFACE	150 X 270 mm
TOTAL LOAD PER BLOCK	6 kN
TOP LAYER	TARTAN
POWER SUPPLY	USB


#### INSTRUMENTED SPRINT START BLOCK |

- + MOBILE & PORTABLE
- + EASY HANDLING
- + ADJUSTABLE BLOCKS
- + QUICK SET UP AND READY TO MEASURE

## TEMPLO® SPRINT START ANALYSIS

WWW.CONTEMPLAS.COM

WE BUILD SOFTWARE SOLUTIONS,  
COMBINING FORCE, TIME AND VIDEO DATA,  
SO YOU CAN IMPROVE SPRINT PERFORMANCE.








### EASY SET UP

With our All-in-One solution, you have a mobile measurement system with only a few set up steps:

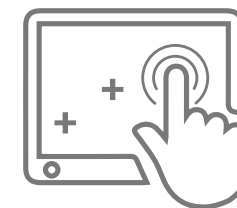
- Unpack transport box
- Position startblock
- Connect with **TEMPLO®**
- Start analysis



### HIGH PRECISION DATA COLLECTION

Analyse precise time and force data automatically with our intelligent software and instrumented sprint start block. Benefit from:






- Intuitive workflow
- Automatic initiated recording by coupled acoustic start signal, e.g. start pistol
- High-definition visualisation of the sprint movement through synchronous high-speed video recordings



### VALUABLE INSIGHTS & OUTPUTS

Use the extensive professional 100m reference sprint database and numerous display options to easily assess sprint performance. To directly compare different recordings of one or more athletes, you benefit from the following features:

- Instant availability of results
- Performance-relevant parameters: Reaction time, push-off and block time, peak forces in rear and front block, push-off direction, center of mass velocity at block clearance, normalized average horizontal block power and more
- Several display modes: Multiview, diagrams and numbers
- Report with data visualisation and data export



**SPRINT.ANALYSE.IMPROVE.**